



Product Info Guide

Features, Specs, Mounting, Accessories

FIREBOT
FIRE SUPPRESSION SYSTEMS



Features

Self-activates Before Sprinkler System

Biodegradable Non-toxic Suppressant

Self-contained, Simple Mounting

Internal Battery

Thermal Sensors

High Temp Warning Alarm

Activation Alarm

Low Battery Alert

Tested to UL300A Fire Standards

Prevent Half of All Home Fires in the US

There is an average of 350,000 home fires a year in the US of which 172,000 are directly caused by stove top fires. Our device solves this massive gap in fire suppression systems and targets stovetop fires specifically. We use a patented system that easily mounts in any kitchen and constantly monitors the stovetop for an out-of-control fire. This can stop half of all home fires!



Reduce Risk, Save Lives and Save Money



There is over \$4.2 billion dollars each year in damages caused by stovetop fires and over 1290 deaths. In addition, over \$1 billion is spent by the government on fire department response costs, injuries from fighting fires and firefighting resources. Insurance companies will save on claims, which could provide lower premiums to customers. Wouldn't it be nice if we gave insurance a reason to reduce rates and/or even provide a discount? Also our Firefighters are already underfunded, we could help them save over a billion dollars a year to put towards other resources!

Meets UL300A - Residential Grade Fire Suppression Standards

FireBot commissioned **CVTC** and **MET labs**, leaders in the Consumer Fire Products Testing Industry to conduct Fire Suppression Tests involving all types of Stove-Top Fires: Paper, Cardboard, Oil and Grease. They have certified FireBot as having passed all UL300A tests making FireBot the **Best In Class Solution** meeting Residential Stove Top Fire Suppression needs. Videos of testing can be found on our website: www.firebotsuppression.com



Suppressant is Safe, Sustainable and Biodegradable

We use a proprietary biodegradable, non-toxic liquid suppressant. That means no harmful gasses or dust like what is used in a traditional fire extinguisher. After activation and the fire is suppressed, it's as easy as letting the stovetop cool down and cleaning up the surface with any household cleaners. There is only 1 liter of suppressant being used so there is no water damage, and it is very easy to clean up.

Easy Maintenance

10-year service life! This unit is completely self-contained and doesn't need service for 10 years, at which point the suppressant and battery needs to be changed out and at only a fraction of the cost of a new device. This service can be performed by the end user or by a service provider.



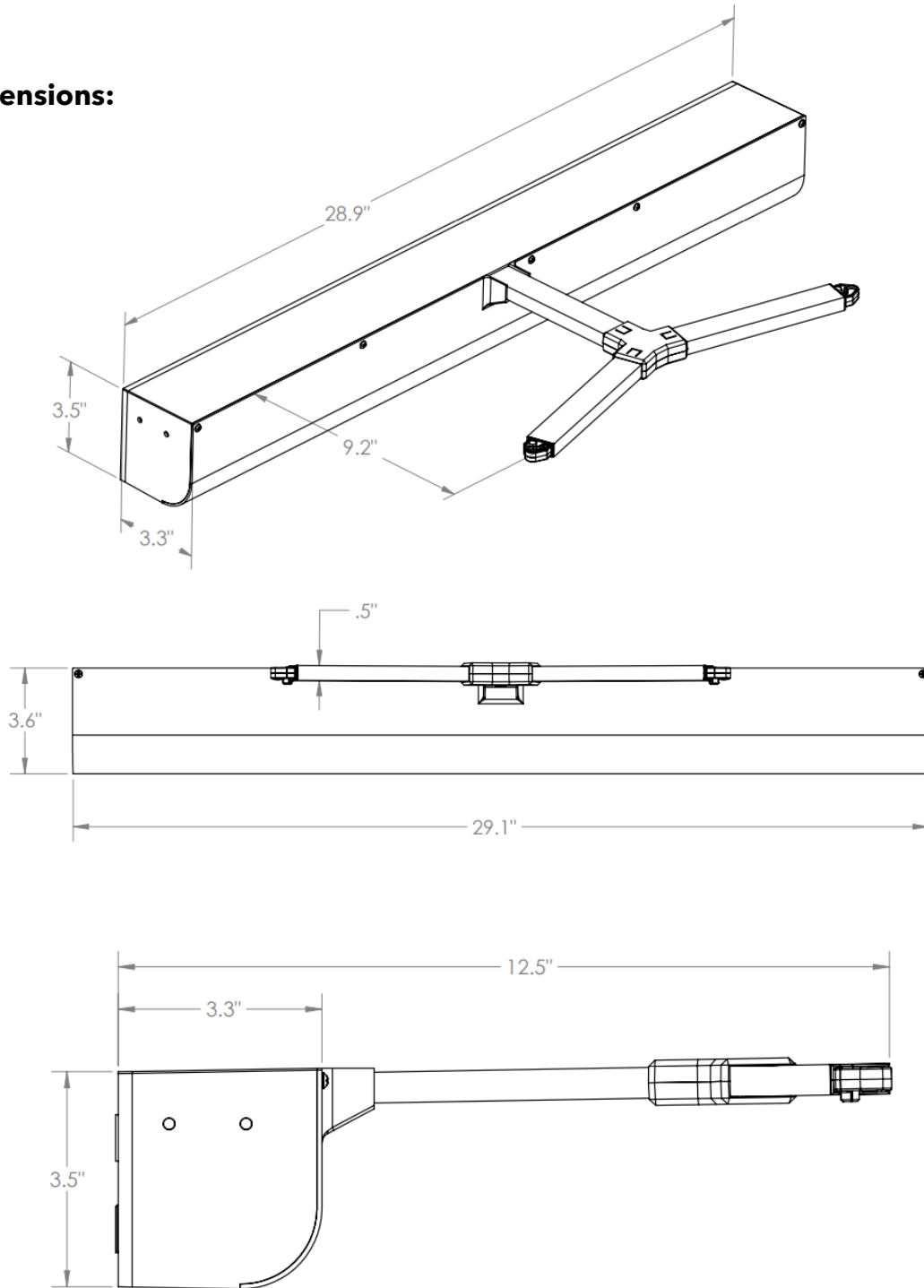
Table of Contents

<u>Table of Contents</u>	<u>3</u>
<u>Specifications</u>	<u>4</u>
<u>Mounting Options</u>	<u>5</u>
<u>Color Options</u>	<u>6</u>
<u>Alerts and Wireless Communications</u>	<u>7-9</u>
<u>Why Buy a Firebot</u>	<u>10</u>
<u>UL300A Fire Tested and Certified</u>	<u>11</u>
<u>Service Items</u>	<u>12</u>
<u>Accessories</u>	<u>13-14</u>
<u>Contact Information</u>	<u>15</u>

Specifications

- Dimensions: 3.3" x 3.5" x 29"
- Packaged dimensions: 6" x 6" x 32"
- Weight: 8lbs
- Thermal sensors
- Biodegradable Non-toxic Suppressant
- Internal Replaceable Battery
- Replaceable Suppressant Bag
- 10 Year Service Interval

Dimensions:



Mounting Options

Standard Wall Mount

MSRP: Included w/ Firebot

Description: Simple, 3 Dry wall screws. Leave 3/4" between top edge of mount and bottom of microwave or range hood

Compatibility: Use on Drywall, Microwave or Rangehood



3M VHB Peel and Stick

MSRP: \$24.95

Description: Use only if backsplash is flat and smooth. This will not work on textured surfaces. Large smooth tiles will work.

Compatibility: Smooth & Flat Backsplash, Microwave or Rangehood



Universal Microwave Bracket


MSRP: \$24.95

Description: Universal bracket that fits all microwaves. Use if there is a backsplash and if surface is not smooth.

Compatibility: All Microwaves



Color Options



<u>Part Numbers</u>	<u>Description</u>	<u>MSRP</u>
Black		
10-0001-BK-DW	Standard Wall Mount	\$299.95
10-0001-BK-MB	w/ Microwave Bracket	\$324.95
10-0001-BK-RH	w/ 3M Tape	\$324.95
White		
10-0001-WH-DW	Standard Wall Mount	\$TBD
10-0001-WH-MB	w/ Microwave Bracket	\$TBD
10-0001-WH-RH	w/ 3M Tape	\$TBD

Alerts and Wireless Communications

Audible Alerts

Daily Self Check

FireBots performs a health check multiple times per day ensuring FireBot is always active and ready to go. If the device detects a malfunction in any part of the system with the thermal sensors, circuitry, or battery it will sound a troubleshoot alert. If this happens contact a FireBot team member so we can get your system functioning as quick as possible.



Low Battery

Once the FireBots battery reaches a low level, the device will begin beeping periodically throughout the day. It uses a unique double beep sound to let you know it's the FireBot and not a smoke detector or other device.



High Temperature

When the temperature around the FireBot reaches the point of excessive heat, a beeping will sound from the FireBot signaling the high temperature alert. This may mean Fire is present or risk of Fire is eminent.



Activation


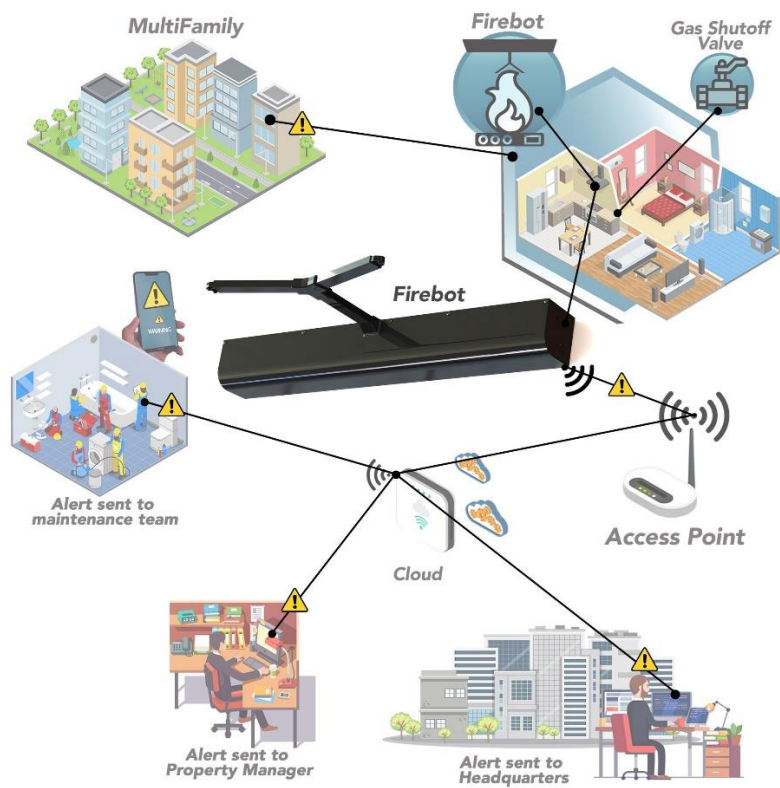
When the FireBot detects an out-of-control fire and activates the device will sound a constant beep for 1 min until device is done deploying all of its suppressant and then it will automatically reset its alarms. In some cases, fires will grow so fast that FireBot will skip the high temperature alert and will go straight into activation.



Wireless Communications

Wirelessly monitor FireBots and know exactly what unit has had a Fire. Allows owners and property management to know if a unit has gone off rather than relying on a tenant to tell you or find out when prepping unit for new tenant. Alerts can be sent out to anyone on a predetermined list via text, call or email. In addition FireBots can send notifications when low battery or high temperature is detected along with if the device loses connection.

FIREBOT Event Notification System



How are Notifications Sent?

All notifications get sent through the program that is always running in the background. Use it to set who you want alerts sent to via text, call or email and each alert notification is customizable. Know exactly what unit and/or what community has an issue immediately.



Already have a Wireless monitoring System?

If you already have a smart home wireless monitoring system our Panded communications system is bacNet compatible. We can send the information to your bacNet system to integrate with your existing system. Contact us directly for more information.

Water Detection

You heard that right, we can provide full water leak detection on top of FireBots already powerful fire suppression system. With water being just as important as fire prevention we can provide a full 360 system that does both and provide alerts under the same system. Being notified of a leak is the fastest and safest way to prevent further damage.



Freeze Detection

You heard that right, FireBot's system can also provide Freeze detection and a warning notification. With frozen pipes happening around the world, FireBot utilizes its thermal sensors to not only detect when a fire is present but when your pipes are at risk of freezing. There are many proactive steps you can take once this point is reached such as turning on your water or cranking up the heater if possible.



Why Buy FireBot / Cost Savings

Prevent a Fire

The biggest way to save is by preventing a fire. 1 in 8 people experience a stovetop fire and there are over 175,000 stovetop fires per year. Now no one should ever have to worry about this. FireBot activates before your sprinklers, so it prevents the water and fire damage. Typical deductibles are thousands of dollars and worst of all lead to a lot of additional unforeseen costs not covered by insurance.

Valuables in your Home

Pictures, documents, jewelry, family heirlooms, things money cannot replace are all items insurance cannot replace and unfortunately, they aren't going to cut you a big check to make you feel better about the loss of your home and items...

Reduce claims on your insurance

Nobody wants another reason for insurance to increase your yearly premium. One instance on your insurance can raise your premium upwards of 100%.

Out of Pocket Expenses

Typically, there are thousands associated with out-of-pocket expenses not covered. Loss of use of kitchen so more eating out, additional driving, forgetting to log expenses, etc. All of this typically adds up to \$1k-\$10k. If you are a property manager this goes even higher as you have to manage the rebuild, insurance claim and disruptions to your day-to-day operations.

Lost time / Lost Rent

Lost time is a huge portion that goes unaccounted for, your time is valuable and insurance won't compensate you. Picking out colors, rebuild options, letting builders into property on daily basis, hours on phone calls with insurance and builders, constant construction delays. It is a headache and a nightmare.

Rebuild costs

Want that upgraded look to your kitchen you have been wanting? Better be ready to dish out extra cash to pay for anything above and beyond the minimum required to put your house back the way it was.

Insurance Premium Discounts

In some cases with the installation of FireBot, you can receive a discount on your insurance premium, upwards of 5-15%. Contact us for more details.

Relocating during rebuild

Lets be real, living in a hotel is fun for about a week. Repair and rebuild times have been getting longer and longer and are on average 6months. Living without all of your day to day items, moving to and from hotel rooms, finding a place to wash your laundry, constantly eating out and continuously readjusting to a new hotel room/location is not ideal.

UL300A Fire Tested and Certified

What is UL300A?

UL300A outlines the most common and most difficult fire tests that a fire suppression system for a residential 4 burner stove must be able to suppress and keep out for over 5 minutes. This standard was developed based off the long-standing commercial kitchen fire tests in UL300 except those fires are placed on a 4 burner stove which is what the "A" stands for. For you to trust the product it is important your fire suppression device meets this standard.



So what does the Testing Entail?

15 different fire tests on both electric and gas cooktops, 2 different types of oils as a fuel source, 4 different size pans (5" pot, 10" pot, 13" cast iron pan and 20"x30" pan), various recommended mounting heights, a splash test, both self-activating and 1-minute delayed activation and a 5 minute minimum reignition test. Each test has different amounts of oil: 5" pot requires 1" oil, 10" pot requires 4" oil, 13" cast Iron pan requires 1" of oil and the 20 x 30" pan requires ¼" of oil.



How does FireBot Perform?

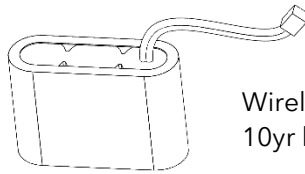
We have passed every test multiple times with flying colors. Fires from these tests get all the way up to 1600 degrees and FireBot suppresses them in only a few seconds. There is no other cost effective device in the world that can pass these test standards. A commercial kitchen fire suppression system that typically costs \$5k-\$10k is the only other device that can pass these standards.



Service Items

Servicing your FireBot is important. After 10 years, if the unit has not been activated, it is recommended to use a Service Pack 2 to change out the battery pack and suppressant. Batteries have a recommended 10-year shelf life so performance of your FireBot could be affected if it is not replaced at the recommended intervals. Changing these items out should take no more than a couple minutes and our service install video on our website shows exactly how.

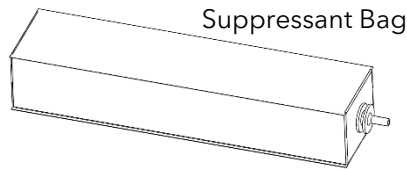
Service Pack 1



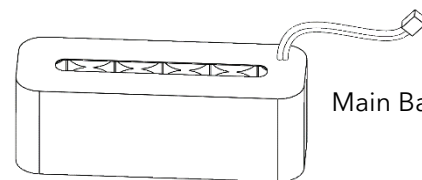
Wireless Battery Pack
10yr life extension

<u>Part Number</u>	<u>Description</u>	<u>MSRP</u>
10-0001-SP-1	Small Battery	\$19.95

Service Pack 2



Suppressant Bag



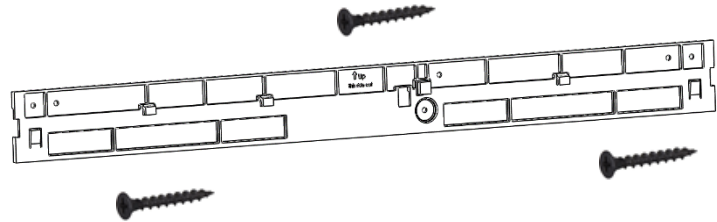
Main Battery Pack

<u>Part Number</u>	<u>Description</u>	<u>MSRP</u>
10-0001-SP-2	Suppressant and battery	\$99.95

Accessories

Standard Wall Mount & Hardware

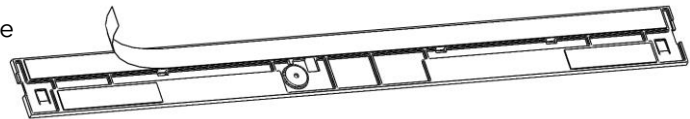
Details
Replacement wall mount. 3 new drywall screws are included. Color is black.



<u>Part Numbers</u>	<u>Description</u>	<u>MSRP</u>
10-0001-AA-DW	Standard Wall Mount	\$14.95

3M VHB Peel and Stick Mount

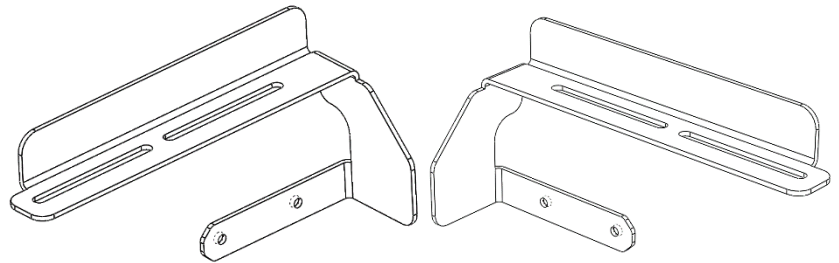
Details
Comes with new wall mount with 3M double sided tape already applied. Included 2 alcohol wipes. Follow directions carefully



<u>Part Numbers</u>	<u>Description</u>	<u>MSRP</u>
10-0001-AA-VHB	3M VHB Mount	\$24.95

Microwave Bracket Kit

Details
Kit includes both right and left brackets as well as the four M4 bolts needed to secure your FireBot to the mounts.

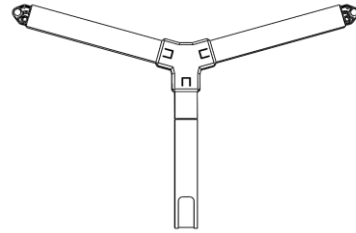


<u>Part Numbers</u>	<u>Description</u>	<u>MSRP</u>
10-0001-AA-MB	Universal Microwave Bracket Kit	\$24.95

Y-Bar Assembly

Details

Kit includes full Y-Bar assembly ready to plug and play into your FireBot just like it did from the factory. Includes thermistors, tubes, push to connect and is plug n play.

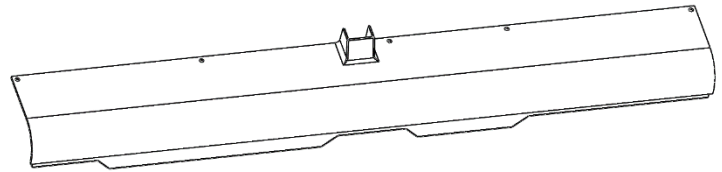


<u>Part Numbers</u>	<u>Description</u>	<u>MSRP</u>
10-0001-AA-YB	Y-Bar Assembly	\$59.95

Front Lid

Details

Replacement Front lid to the main FireBot housing. 5 new lid screws are included.



<u>Part Numbers</u>	<u>Description</u>	<u>MSRP</u>
10-0001-AA-LB	Front Lid Black	\$24.95
10-0001-AA-LW	Front Lid White	\$24.95
10-0001-AA-LS	Front Lid Stainless Steel	\$TBD

Videos

🕒 Choosing Your FireBot Mounting Option



🕒 FireBot 10 Year Maintenance Instructions



🕒 Installation Videos Playlist



🕒 FireBot Features and Benefits



🕒 FireBot Performance Videos Playlist



FIREBOT

FIRE SUPPRESSION SYSTEMS

Contact Info:

General Sales Inquiry:
sales@firebotsuppression.com

Warranty and Technical help:
Info@firebotsuppression.com

www.firebotsuppression.com

